

Datasheet for ABIN7427093
anti-IL-6 antibody (AA 21-211)



[Go to Product page](#)

7 Images

Overview

Quantity:	100 µL
Target:	IL-6 (IL6)
Binding Specificity:	AA 21-211
Reactivity:	Rat
Host:	Mouse
Clonality:	Monoclonal
Conjugate:	This IL-6 antibody is un-conjugated
Application:	Western Blotting (WB), Immunohistochemistry (IHC), Immunoprecipitation (IP), Immunocytochemistry (ICC)

Product Details

Purpose:	Monoclonal Antibody to Interleukin 6 (IL6)
Immunogen:	Recombinant Interleukin 6 (IL6) corresponding to Thr21~Thr211 with N-terminal His Tag
Clone:	C4
Isotype:	IgG2a kappa
Specificity:	The antibody is a mouse monoclonal antibody raised against IL6. It has been selected for its ability to recognize IL6 in immunohistochemical staining and western blotting.
Purification:	Protein A + Protein G affinity chromatography

Target Details

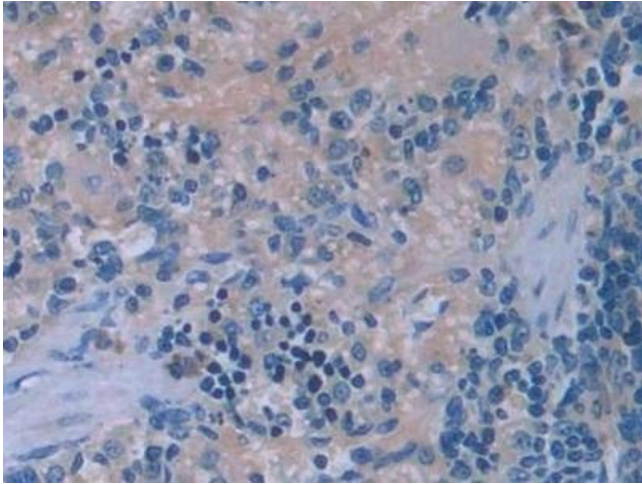
Target:	IL-6 (IL6)
Alternative Name:	Interleukin 6 (IL6 Products)
Background:	MG12-A, MG12A, HGF, BSF2, HSF, IFNB2, B-Cell Stimulatory Factor-2, Hybridoma/Plasmacytoma Growth Factor, Hepatocyte Stimulating Factor, Cytotoxic T-Cell Differentiation Factor
Pathways:	TLR Signaling , Hormone Transport , Negative Regulation of Hormone Secretion , Myometrial Relaxation and Contraction , Positive Regulation of Immune Effector Process , Production of Molecular Mediator of Immune Response , Regulation of Carbohydrate Metabolic Process , Autophagy , Cell RedoxHomeostasis , Cancer Immune Checkpoints , Inflammasome

Application Details

Application Notes:	Western blotting: 0.5-2 µg/mL Immunohistochemistry: 5-20 µg/mL Immunocytochemistry: 5-20 µg/mL Optimal working dilutions must be determined by end user.
Comment:	The thermal stability is described by the loss rate. The loss rate was determined by accelerated thermal degradation test, that is, incubate the protein at 37°C for 48h, and no obvious degradation and precipitation were observed. The loss rate is less than 5% within the expiration date under appropriate storage condition.
Restrictions:	For Research Use only


Handling

Format:	Liquid
Buffer:	PBS, pH 7.4, containing 0.02 % Sodium azide, 50 % glycerol.
Preservative:	Sodium azide
Precaution of Use:	This product contains Sodium azide: a POISONOUS AND HAZARDOUS SUBSTANCE which should be handled by trained staff only.
Storage:	4 °C,-20 °C
Storage Comment:	Store at 4°C for frequent use. Stored at -20°C in a manual defrost freezer for two year without detectable loss of activity. Avoid repeated freeze-thaw cycles.
Expiry Date:	24 months



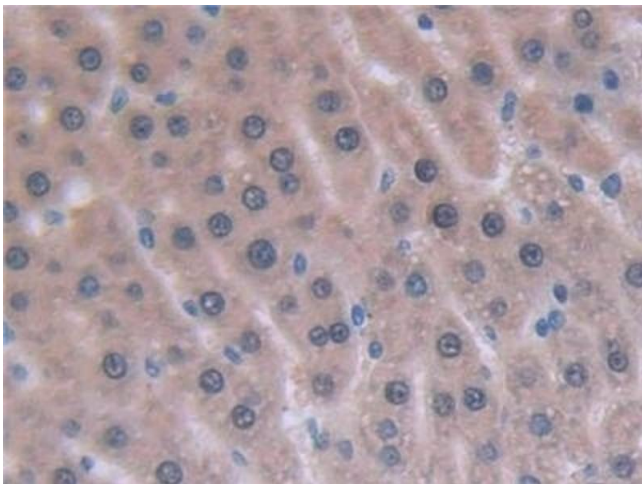
Immunohistochemistry

Image 1. Detection of IL6 in Rat Spleen Tissue using Monoclonal Antibody to Interleukin 6 (IL6)



Western Blotting

Image 2. Detection of Recombinant IL6, Rat using Monoclonal Antibody to Interleukin 6 (IL6)



Immunohistochemistry

Image 3. Detection of IL6 in Rat Liver Tissue using Monoclonal Antibody to Interleukin 6 (IL6)

Please check the [product details page](#) for more images. Overall 7 images are available for ABIN7427093.